



ASBK.COM.AU f t i y

Round 5 : Morgan Park Raceway : August 17 - 19

KAWASAKI AUSTRALIAN SUPERSPORT CHAMPIONSHIP

Race 1

Date: 19/08/18
 Event: R07
 Weather: Sunny & windy - 14.8C
 Track: Dry - Temp: 28.0C

Started at: 10:55:22
 Laps: 12
 Starters: 16
 Printed at: 11:16

PROVISIONAL CLASSIFICATION

Pos	No	Name	Machine	Laps	Race Time	Behind	Fastest Lap	On Lap	Top Speed
1	23	Cru HALLIDAY (NSW) / Yamaha Racing Team	Yamaha YZF-R6	12	15:19.238		1:15.057	3	209
2	20	Damon REES (NZ) / Carl Cox M-sports / Bike Biz / Honda / Tony Rees M-cycles / Pirelli	Honda CBR RR	12	15:24.182	4.944	1:16.258	2	201
3	50	Callum SPRIGGS (QLD)	Yamaha YZF-R6	12	15:24.517	5.279	1:16.094	2	206
4	41	Max CROKER (NSW) / Mat Mladin Mladin Racing / Suzuki Aust. / AGV Sport / Nolan / Motorex Aus	Suzuki GSX-R	12	15:27.833	8.595	1:16.213	2	207
5	83	Lachlan EPIS (NSW) / ResponseRE / Blue Tongue / Bikebiz	Kawasaki ZX-6R	12	15:27.835	8.597	1:16.374	3	207
6	7	Tom TOPARIS (NSW) / Cube Racing / Leda Nutrition / Australian Outdoor Living / Motul / Pirelli	Kawasaki ZX-6R	12	15:29.241	10.003	1:15.638	5	209
7	12	Broc PEARSON (QLD) / Yamaha Motors Aust. / World Gym / 1800 Approved Cairns / Motul / AGV / TCX	Yamaha YZF-R6	12	15:38.361	19.123	1:16.238	5	206
8	22	Zac JOHNSON (VIC) / Rebuilder / Ausfleet / Savy Civil	Yamaha YZF-R6	12	15:41.802	22.564	1:16.695	2	206
9	17	Brian HOUGHTON (QLD) / Conshift / K1 Racing / Castrol / Ricondi / Raceart	Honda CBR RR	12	15:44.492	25.254	1:17.381	2	203
10	39	Scott NICHOLSON (VIC) / NextGen Motorsports / Williams Engineering	Suzuki GSX-R	12	15:45.922	26.684	1:17.693	12	203
11	82	Chris QUINN (NSW) / The Channon Tavern / Coopers Pale Ale / HXR / Addicted to Track / YRD / Dunlop	Yamaha YZF-R6	12	15:46.399	27.161	1:17.676	11	203
12	61	Rhys BELLING (VIC) / LXI Racing / YRD / Yamaha / The Grinning Dingo / Wired Solutions	Yamaha YZF-R6	12	15:46.682	27.444	1:17.179	10	203
13	851	Ty LYNCH (SA) / Adelaide M-cycle Recovery / Australian Outdoor Living / A-plus Diesel / YRD	Yamaha YZF-R6	12	15:49.922	30.684	1:17.987	2	203
14	86	Dallas SKEER (SA) / Barry Francis M-cycles / Ron Angel Classic Racing / Penrite Oils / Suspensions R Us	Suzuki GSX-R600	12	16:07.161	47.923	1:19.297	3	205
15	49	Stephanie REDMAN (NSW) / Addicted to Track	Yamaha YZF-R6	12	16:14.852	55.614	1:19.902	3	204
DNF	42	Jack PASSFIELD (NSW) / Stay Upright Rider Training / GASD Suspension / Dmoto / KYT Helmets / Pirelli	Yamaha YZF-R6	5	6:39.887	7 Laps	1:18.052	2	202

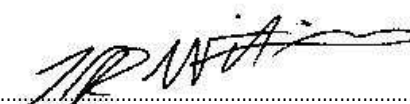
Fastest Lap was 1:15.057 by Cru HALLIDAY (NSW)

New race lap record for SS class - Previous: 1:15.513 by Ted COLLINS (VIC) on a Suzuki GSX-R set on 27/08/17

*** INITIAL RACE START RED FLAGGED IN LAP 1 DUE TO CRASH INVOLVING NO. 57 (G. SCARCELLA) REQUIRING MEDICAL ASSISTANCE. FULL RACE RE-START BUT RACE DISTANCE REDUCED TO 12 LAPS ***

The results are provisional until the end of the time limit for protests and appeals.


 Chief Time Keeper - Scott Laing


 Clerk of Course - Tom Williams



www.computime.com.au
 COMPUTIME RACE TIMING SYSTEMS PTY LTD





ASBK.COM.AU f t i y

Round 5 : Morgan Park Raceway : August 17 - 19

KAWASAKI AUSTRALIAN SUPERSPORT CHAMPIONSHIP

Race 1

Date: 19/08/18
 Event: R07
 Weather: Sunny & windy - 14.8C
 Track: Dry - Temp: 28.0C

Started at: 10:55:22
 Laps: 12
 Starters: 16
 Printed at: 11:16

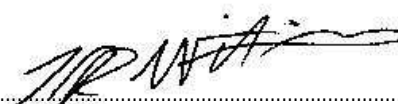
PROVISIONAL LAP TIMES

No	Name	Lap 1	Lap 2	Lap 3	Lap 4	Lap 5	Lap 6	Lap 7	Lap 8	Lap 9	Lap 10	Lap 11	Lap 12
7	Tom TOPARIS (NSW)	1:21.329	1:15.934	1:16.426	1:26.059	1:15.638	1:16.059	1:16.137	1:16.040	1:15.972	1:16.518	1:16.605	1:16.524
12	Broc PEARSON (QLD)	1:22.558	1:16.461	1:16.512	1:16.524	1:16.238	1:16.473	1:17.134	1:16.682	1:16.981	1:17.135	1:26.187	1:19.476
17	Brian HOUGHTON (QLD)	1:25.936	1:17.381	1:17.648	1:18.965	1:18.405	1:18.389	1:18.568	1:18.297	1:17.460	1:18.052	1:17.633	1:17.758
20	Damon REES (NZ)	1:20.889	1:16.258	1:16.844	1:16.494	1:16.617	1:16.940	1:16.460	1:16.965	1:16.751	1:16.800	1:16.447	1:16.717
22	Zac JOHNSON (VIC)	1:23.687	1:16.695	1:17.562	1:17.810	1:17.523	1:18.091	1:18.267	1:18.527	1:19.440	1:18.618	1:17.973	1:17.609
23	Cru HALLIDAY (NSW)	1:21.064	1:16.067	1:15.057	1:15.491	1:15.451	1:15.842	1:16.379	1:15.707	1:16.097	1:16.836	1:16.923	1:18.324
39	Scott NICHOLSON (VIC)	1:24.758	1:17.927	1:18.863	1:19.301	1:17.825	1:19.036	1:18.250	1:18.862	1:17.954	1:17.709	1:17.744	1:17.693
41	Max CROKER (NSW)	1:20.980	1:16.213	1:16.397	1:16.483	1:16.879	1:17.227	1:16.817	1:17.080	1:17.277	1:17.391	1:17.338	1:17.751
42	Jack PASSFIELD (NSW)	1:26.445	1:18.052	1:18.201	1:18.657	1:18.532							
49	Stephanie REDMAN (NSW)	1:25.740	1:19.922	1:19.902	1:19.998	1:19.904	1:20.974	1:20.479	1:21.476	1:21.123	1:20.956	1:21.360	1:23.018
50	Callum SPRIGGS (QLD)	1:21.816	1:16.094	1:16.334	1:16.550	1:16.493	1:17.099	1:16.839	1:17.034	1:16.426	1:16.429	1:16.510	1:16.893
61	Rhys BELLING (VIC)	1:26.631	1:18.023	1:18.201	1:18.767	1:18.436	1:18.429	1:18.305	1:18.658	1:18.528	1:17.179	1:17.767	1:17.758
82	Chris QUINN (NSW)	1:25.221	1:17.714	1:17.841	1:20.396	1:17.914	1:19.261	1:18.011	1:18.775	1:17.764	1:17.713	1:17.676	1:18.113
83	Lachlan EPIS (NSW)	1:22.590	1:17.252	1:16.374	1:17.079	1:16.516	1:16.686	1:17.091	1:16.658	1:16.937	1:16.586	1:17.249	1:16.817
86	Dallas SKEER (SA)	1:28.200	1:19.598	1:19.297	1:19.808	1:19.698	1:19.901	1:19.964	1:19.955	1:20.114	1:20.041	1:19.992	1:20.593
851	Ty LYNCH (SA)	1:24.044	1:17.987	1:18.678	1:19.054	1:18.535	1:18.863	1:18.666	1:19.528	1:18.452	1:18.250	1:18.678	1:19.187

*** INITIAL RACE START RED FLAGGED IN LAP 1 DUE TO CRASH INVOLVING NO. 57 (G. SCARCELLA) REQUIRING MEDICAL ASSISTANCE. FULL RACE RE-START BUT RACE DISTANCE REDUCED TO 12 LAPS ***

The results are provisional until the end of the time limit for protests and appeals.


 Chief Time Keeper - Scott Laing


 Clerk of Course - Tom Williams



www.computime.com.au
 COMPUTIME RACE TIMING SYSTEMS PTY LTD





ASBK.COM.AU f t i y

Round 5 : Morgan Park Raceway : August 17 - 19

KAWASAKI AUSTRALIAN SUPERSPORT CHAMPIONSHIP

Race 1

Date: 19/08/18
 Event: R07
 Weather: Sunny & windy - 14.8C
 Track: Dry - Temp: 28.0C

Started at: 10:55:22
 Laps: 12
 Starters: 16
 Printed at: 11:16

PROVISIONAL SPLIT TIMES

Lap	Split 1	Split 2	Split 3	Lap Time	Spd	Lap	Split 1	Split 2	Split 3	Lap Time	Spd
7 Tom TOPARIS (NSW) (6th)						9	<u>27.133</u>	26.244	24.083	1:17.460	200
1	31.554	26.050	23.725	1:21.329	81	10	27.287	26.610	24.155	1:18.052	202
2	26.518	25.851	23.565	1:15.934	205	11	27.172	26.332	24.129	1:17.633	201
3	26.810	25.779	23.837	1:16.426	209	12	27.143	26.285	24.330	1:17.758	202
4	26.814	35.231	24.014	1:26.059	202	20 Damon REES (NZ) (2nd)					
5	26.470	<u>25.760</u>	<u>23.408</u>	<u>1:15.638</u>	200	1	31.173	25.883	23.833	1:20.889	86
6	26.489	25.886	23.684	1:16.059	200	2	<u>26.631</u>	25.756	23.871	<u>1:16.258</u>	201
7	26.841	25.824	23.472	1:16.137	202	3	27.388	<u>25.746</u>	23.710	1:16.844	198
8	26.525	25.908	23.607	1:16.040	200	4	26.914	25.864	23.716	1:16.494	201
9	<u>26.433</u>	25.887	23.652	1:15.972	202	5	26.898	25.900	23.819	1:16.617	200
10	26.903	25.882	23.733	1:16.518	204	6	27.086	25.953	23.901	1:16.940	201
11	26.880	25.978	23.747	1:16.605	202	7	26.755	26.027	<u>23.678</u>	1:16.460	200
12	26.561	26.213	23.750	1:16.524	202	8	26.979	25.984	24.002	1:16.965	200
12 Broc PEARSON (QLD) (7th)						9	26.858	25.969	23.924	1:16.751	200
1	32.366	26.193	23.999	1:22.558	92	10	26.903	26.042	23.855	1:16.800	200
2	26.879	25.857	23.725	1:16.461	205	11	26.669	25.994	23.784	1:16.447	200
3	26.777	25.955	23.780	1:16.512	205	12	26.958	25.993	23.766	1:16.717	200
4	26.816	25.984	<u>23.724</u>	1:16.524	201	22 Zac JOHNSON (VIC) (8th)					
5	<u>26.729</u>	<u>25.753</u>	23.756	<u>1:16.238</u>	203	1	33.172	26.360	24.155	1:23.687	106
6	26.849	25.877	23.747	1:16.473	201	2	<u>26.887</u>	<u>25.957</u>	<u>23.851</u>	<u>1:16.695</u>	205
7	27.073	26.302	23.759	1:17.134	205	3	27.264	26.332	23.966	1:17.562	206
8	26.898	25.998	23.786	1:16.682	202	4	27.303	26.306	24.201	1:17.810	200
9	26.991	26.188	23.802	1:16.981	206	5	27.394	26.139	23.990	1:17.523	202
10	27.026	26.152	23.957	1:17.135	205	6	27.781	26.319	23.991	1:18.091	203
11	26.970	34.395	24.822	1:26.187	204	7	27.382	26.598	24.287	1:18.267	204
12	27.574	26.589	25.313	1:19.476	201	8	27.740	26.516	24.271	1:18.527	202
17 Brian HOUGHTON (QLD) (9th)						9	27.385	27.741	24.314	1:19.440	202
1	35.000	26.651	24.285	1:25.936	109	10	27.779	26.367	24.472	1:18.618	203
2	27.698	<u>25.918</u>	<u>23.765</u>	<u>1:17.381</u>	203	11	27.164	26.602	24.207	1:17.973	205
3	27.250	26.305	24.093	1:17.648	201	12	27.039	26.228	24.342	1:17.609	203
4	28.002	26.995	23.968	1:18.965	203	23 Cru HALLIDAY (NSW) (1st)					
5	27.652	26.384	24.369	1:18.405	202	1	31.576	25.749	23.739	1:21.064	78
6	27.901	26.140	24.348	1:18.389	193	2	26.873	25.570	23.624	1:16.067	209
7	27.536	26.835	24.197	1:18.568	197	3	<u>26.303</u>	<u>25.253</u>	<u>23.501</u>	<u>1:15.057</u>	204
8	27.618	26.401	24.278	1:18.297	200						

Scott Laing

Chief Time Keeper - Scott Laing

Tom Williams

Clerk of Course - Tom Williams



www.computime.com.au
 COMPUTIME RACE TIMING SYSTEMS PTY LTD





ASBK.COM.AU f t i y

Round 5 : Morgan Park Raceway : August 17 - 19

KAWASAKI AUSTRALIAN SUPERSPORT CHAMPIONSHIP

Race 1

Date: 19/08/18
 Event: R07
 Weather: Sunny & windy - 14.8C
 Track: Dry - Temp: 28.0C

Started at: 10:55:22
 Laps: 12
 Starters: 16
 Printed at: 11:16

PROVISIONAL SPLIT TIMES

Lap	Split 1	Split 2	Split 3	Lap Time	Spd	Lap	Split 1	Split 2	Split 3	Lap Time	Spd
4	26.445	25.507	23.539	1:15.491	204	42 Jack PASSFIELD (NSW) (DNF)					
5	26.526	25.334	23.591	1:15.451	204	1	34.613	26.908	24.924	1:26.445	104
6	26.725	25.522	23.595	1:15.842	202	2	<u>27.476</u>	<u>26.209</u>	24.367	<u>1:18.052</u>	202
7	26.735	25.964	23.680	1:16.379	205	3	27.507	26.396	<u>24.298</u>	1:18.201	201
8	26.615	25.534	23.558	1:15.707	204	4	27.689	26.584	24.384	1:18.657	199
9	26.530	25.755	23.812	1:16.097	205	5	27.889	26.223	24.420	1:18.532	202
10	27.277	25.785	23.774	1:16.836	205	49 Stephanie REDMAN (NSW) (15th)					
11	26.864	25.884	24.175	1:16.923	207	1	34.263	26.730	24.747	1:25.740	122
12	27.366	26.110	24.848	1:18.324	205	2	28.546	26.716	<u>24.660</u>	1:19.922	204
39 Scott NICHOLSON (VIC) (10th)						3	<u>27.609</u>	<u>26.627</u>	25.666	<u>1:19.902</u>	202
1	33.743	26.686	24.329	1:24.758	116	4	28.092	27.004	24.902	1:19.998	195
2	27.322	26.434	<u>24.171</u>	1:17.927	203	5	28.181	26.858	24.865	1:19.904	200
3	27.262	26.409	25.192	1:18.863	203	6	28.115	27.156	25.703	1:20.974	200
4	27.943	26.854	24.504	1:19.301	202	7	28.349	27.203	24.927	1:20.479	193
5	27.395	<u>26.113</u>	24.317	1:17.825	201	8	28.669	27.529	25.278	1:21.476	197
6	28.064	26.759	24.213	1:19.036	203	9	28.362	27.423	25.338	1:21.123	196
7	27.487	26.529	24.234	1:18.250	202	10	28.412	27.224	25.320	1:20.956	195
8	27.841	26.703	24.318	1:18.862	202	11	28.490	27.490	25.380	1:21.360	197
9	27.266	26.215	24.473	1:17.954	201	12	28.765	27.545	26.708	1:23.018	197
10	27.204	26.171	24.334	1:17.709	202	50 Callum SPRIGGS (QLD) (3rd)					
11	<u>27.060</u>	26.356	24.328	1:17.744	203	1	31.957	26.058	23.801	1:21.816	92
12	27.091	26.322	24.280	<u>1:17.693</u>	203	2	26.840	<u>25.714</u>	<u>23.540</u>	<u>1:16.094</u>	206
41 Max CROKER (NSW) (4th)						3	26.877	25.833	23.624	1:16.334	206
1	31.208	25.988	23.784	1:20.980	99	4	26.989	26.007	23.554	1:16.550	202
2	26.790	<u>25.642</u>	23.781	<u>1:16.213</u>	206	5	<u>26.809</u>	25.897	23.787	1:16.493	205
3	<u>26.773</u>	25.736	23.888	1:16.397	207	6	27.115	26.160	23.824	1:17.099	200
4	26.802	25.846	23.835	1:16.483	202	7	27.132	25.978	23.729	1:16.839	202
5	27.038	25.867	23.974	1:16.879	202	8	27.070	26.088	23.876	1:17.034	203
6	27.067	25.968	24.192	1:17.227	201	9	26.933	25.850	23.643	1:16.426	204
7	27.026	26.040	<u>23.751</u>	1:16.817	205	10	26.818	25.883	23.728	1:16.429	204
8	27.039	26.031	24.010	1:17.080	202	11	26.941	25.863	23.706	1:16.510	201
9	27.300	25.900	24.077	1:17.277	204	12	27.030	26.047	23.816	1:16.893	203
10	27.022	26.120	24.249	1:17.391	204	61 Rhys BELLING (VIC) (12th)					
11	27.102	26.088	24.148	1:17.338	200	1	35.134	26.588	24.909	1:26.631	107
12	27.281	26.321	24.149	1:17.751	204						

Scott Laing
 Chief Time Keeper - Scott Laing

Tom Williams
 Clerk of Course - Tom Williams





ASBK.COM.AU f t i y

Round 5 : Morgan Park Raceway : August 17 - 19

KAWASAKI AUSTRALIAN SUPERSPORT CHAMPIONSHIP

Race 1

Date: 19/08/18
 Event: R07
 Weather: Sunny & windy - 14.8C
 Track: Dry - Temp: 28.0C

Started at: 10:55:22
 Laps: 12
 Starters: 16
 Printed at: 11:16

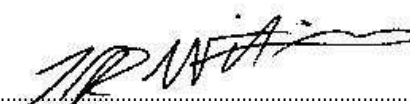
PROVISIONAL SPLIT TIMES

Lap	Split 1	Split 2	Split 3	Lap Time	Spd	Lap	Split 1	Split 2	Split 3	Lap Time	Spd
2	27.463	26.102	24.458	1:18.023	203	9	26.795	26.010	24.132	1:16.937	205
3	27.553	26.245	24.403	1:18.201	199	10	26.680	25.925	23.981	1:16.586	205
4	27.726	26.635	24.406	1:18.767	200	11	26.604	26.696	23.949	1:17.249	207
5	27.792	26.182	24.462	1:18.436	203	12	26.848	26.001	23.968	1:16.817	206
6	27.405	26.734	24.290	1:18.429	197						
7	27.347	26.530	24.428	1:18.305	201						
8	27.540	26.428	24.690	1:18.658	199						
9	27.725	26.311	24.492	1:18.528	203						
10	27.195	25.905	24.079	1:17.179	195						
11	27.123	26.294	24.350	1:17.767	203						
12	27.218	26.274	24.266	1:17.758	198						
82 Chris QUINN (NSW) (11th)						86 Dallas SKEER (SA) (14th)					
1	34.059	26.499	24.663	1:25.221	97	1	35.378	27.806	25.016	1:28.200	115
2	27.252	26.302	24.160	1:17.714	201	2	27.824	27.084	24.690	1:19.598	205
3	27.399	26.350	24.092	1:17.841	200	3	27.694	26.966	24.637	1:19.297	204
4	28.391	26.891	25.114	1:20.396	201	4	28.077	27.132	24.599	1:19.808	203
5	27.513	26.219	24.182	1:17.914	198	5	28.142	27.013	24.543	1:19.698	203
6	27.858	26.615	24.788	1:19.261	201	6	27.746	27.294	24.861	1:19.901	203
7	27.114	26.537	24.360	1:18.011	200	7	28.066	27.178	24.720	1:19.964	205
8	27.644	26.652	24.479	1:18.775	200	8	28.076	27.097	24.782	1:19.955	202
9	27.211	26.142	24.411	1:17.764	200	9	28.027	27.172	24.915	1:20.114	203
10	27.463	26.079	24.171	1:17.713	200	10	27.914	27.291	24.836	1:20.041	203
11	27.407	26.146	24.123	1:17.676	202	11	28.009	27.214	24.769	1:19.992	205
12	27.319	26.151	24.643	1:18.113	203	12	28.069	27.438	25.086	1:20.593	205
83 Lachlan EPIS (NSW) (5th)						851 Ty LYNCH (SA) (13th)					
1	32.456	26.287	23.847	1:22.590	98	1	32.765	26.631	24.648	1:24.044	109
2	27.195	26.197	23.860	1:17.252	207	2	27.601	26.234	24.152	1:17.987	203
3	26.804	25.856	23.714	1:16.374	206	3	27.596	26.581	24.501	1:18.678	202
4	26.793	26.291	23.995	1:17.079	205	4	28.157	26.576	24.321	1:19.054	198
5	26.679	25.917	23.920	1:16.516	205	5	27.641	26.439	24.455	1:18.535	200
6	26.802	25.897	23.987	1:16.686	202	6	28.190	26.537	24.136	1:18.863	200
7	26.863	26.162	24.066	1:17.091	204	7	27.690	26.727	24.249	1:18.666	201
8	26.765	25.908	23.985	1:16.658	204	8	27.857	26.539	25.132	1:19.528	200
						9	27.668	26.319	24.465	1:18.452	203
						10	27.649	26.259	24.342	1:18.250	203
						11	27.497	26.663	24.518	1:18.678	203
						12	27.946	26.652	24.589	1:19.187	201

*** INITIAL RACE START RED FLAGGED IN LAP 1 DUE TO CRASH INVOLVING NO. 57 (G. SCARCELLA) REQUIRING MEDICAL ASSISTANCE. FULL RACE RE-START BUT RACE DISTANCE REDUCED TO 12 LAPS ***

The results are provisional until the end of the time limit for protests and appeals.


 Chief Time Keeper - Scott Laing


 Clerk of Course - Tom Williams



www.computime.com.au
 COMPUTIME RACE TIMING SYSTEMS PTY LTD





ASBK.COM.AU f t i y

Round 5 : Morgan Park Raceway : August 17 - 19

KAWASAKI AUSTRALIAN SUPERSPORT CHAMPIONSHIP

Race 1

Date: 19/08/18
 Event: R07
 Weather: Sunny & windy - 14.8C
 Track: Dry - Temp: 28.0C

Started at: 10:55:22
 Laps: 12
 Starters: 16
 Printed at: 11:16

PROVISIONAL FASTEST LAPS SEQUENCE

Lap	Race Pos	No	Name	Machine	Fastest Lap	On Lap
1	1	20	Damon REES (NZ)	Honda CBR RR	1:20.889	1
2	1	23	Cru HALLIDAY (NSW)	Yamaha YZF-R6	1:16.067	2
2	4	7	Tom TOPARIS (NSW)	Kawasaki ZX-6R	1:15.934	2
3	1	23	Cru HALLIDAY (NSW)	Yamaha YZF-R6	1:15.057	3

*** INITIAL RACE START RED FLAGGED IN LAP 1 DUE TO CRASH INVOLVING NO. 57 (G. SCARCELLA) REQUIRING MEDICAL ASSISTANCE. FULL RACE RE-START BUT RACE DISTANCE REDUCED TO 12 LAPS ***

The results are provisional until the end of the time limit for protests and appeals.

Chief Time Keeper - Scott Laing

Clerk of Course - Tom Williams



www.computime.com.au
 COMPUTIME RACE TIMING SYSTEMS PTY LTD



Round 5 : Morgan Park Raceway : August 17 - 19

KAWASAKI AUSTRALIAN SUPERSPORT CHAMPIONSHIP

Race 1

Date: 19/08/18
 Event: R07
 Weather: Sunny & windy - 14.8C
 Track: Dry - Temp: 28.0C

Started at: 10:55:22
 Laps: 12
 Starters: 16
 Printed at: 11:16

PROVISIONAL LAP SHEET

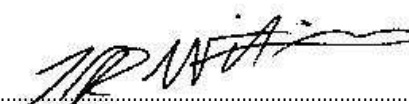
No	Lap Time	Gap	No	Lap Time	Gap	No	Lap Time	Gap	No	Lap Time	Gap	No	Lap Time	Gap
Lap 1			50	1:16.334	2.056	39	1:17.825	15.544	23	1:15.707		17	1:18.052	25.110
20	1:20.889		12	1:16.512	3.343	82	1:17.914	15.956	20	1:16.965	6.409	39	1:17.709	26.494
41	1:20.980	.091	83	1:16.374	4.028	42	1:18.532	16.757	41	1:17.080	7.018	82	1:17.713	26.619
23	1:21.064	.175	22	1:17.562	5.756	61	1:18.436	16.928	50	1:17.034	7.201	61	1:17.179	27.166
7	1:21.329	.440	851	1:18.678	8.521	49	1:19.904	22.336	12	1:16.682	7.524	851	1:18.250	28.066
50	1:21.816	.927	82	1:17.841	8.588	86	1:19.698	23.471	83	1:16.658	9.188	86	1:20.041	42.585
12	1:22.558	1.669	17	1:17.648	8.777				7	1:16.040	12.564	49	1:20.956	46.483
83	1:22.590	1.701	39	1:18.863	9.360	Lap 6			22	1:18.527	17.104			
22	1:23.687	2.798	42	1:18.201	10.510	23	1:15.842		17	1:18.297	22.531	Lap 11		
851	1:24.044	3.155	61	1:18.201	10.667	20	1:16.940	5.070	39	1:18.862	23.764	23	1:16.923	
39	1:24.758	3.869	49	1:19.902	13.376	41	1:17.227	5.207	82	1:18.775	24.075	20	1:16.447	6.551
82	1:25.221	4.332	86	1:19.297	14.907	50	1:17.099	5.414	851	1:19.528	24.297	50	1:16.510	6.710
49	1:25.740	4.851	Lap 4			12	1:16.473	5.794	61	1:18.658	24.392	41	1:17.338	9.168
17	1:25.936	5.047	23	1:15.491		83	1:16.686	7.525	86	1:19.955	35.363	83	1:17.249	10.104
42	1:26.445	5.556	41	1:16.483	2.394	22	1:18.091	12.396	49	1:21.476	37.337	7	1:16.605	11.803
61	1:26.631	5.742	20	1:16.494	2.806	7	1:16.059	12.473	Lap 9			12	1:26.187	17.971
86	1:28.200	7.311	50	1:16.550	3.115	17	1:18.389	17.752	23	1:16.097		22	1:17.973	23.279
Lap 2			12	1:16.524	4.376	851	1:18.863	18.189	20	1:16.751	7.063	17	1:17.633	25.820
23	1:16.067		83	1:17.079	5.616	39	1:19.036	18.738	50	1:16.426	7.530	39	1:17.744	27.315
20	1:16.258	.016	22	1:17.810	8.075	82	1:19.261	19.375	41	1:17.277	8.198	82	1:17.676	27.372
41	1:16.213	.062	7	1:26.059	12.069	61	1:18.429	19.515	12	1:16.981	8.408	61	1:17.767	28.010
7	1:15.934	.132	851	1:19.054	12.084	49	1:20.974	27.468	83	1:16.937	10.028	851	1:18.678	29.821
50	1:16.094	.779	17	1:18.965	12.251	86	1:19.901	27.530	7	1:15.972	12.439	86	1:19.992	45.654
12	1:16.461	1.888	39	1:19.301	13.170	Lap 7			22	1:19.440	20.447	49	1:21.360	50.920
83	1:17.252	2.711	82	1:20.396	13.493	23	1:16.379		17	1:17.460	23.894	Lap 12		
22	1:16.695	3.251	42	1:18.657	13.676	20	1:16.460	5.151	39	1:17.954	25.621	23	1:18.324	
851	1:17.987	4.900	61	1:18.767	13.943	41	1:16.817	5.645	82	1:17.764	25.742	20	1:16.717	4.944
39	1:17.927	5.554	49	1:19.998	17.883	50	1:16.839	5.874	851	1:18.452	26.652	50	1:16.893	5.279
82	1:17.714	5.804	86	1:19.808	19.224	12	1:17.134	6.549	61	1:18.528	26.823	41	1:17.751	8.595
17	1:17.381	6.186	Lap 5			83	1:17.091	8.237	86	1:20.114	39.380	83	1:16.817	8.597
42	1:18.052	7.366	23	1:15.451		7	1:16.137	12.231	49	1:21.123	42.363	7	1:16.524	10.003
61	1:18.023	7.523	41	1:16.879	3.822	22	1:18.267	14.284	Lap 10			12	1:19.476	19.123
49	1:19.922	8.531	20	1:16.617	3.972	17	1:18.568	19.941	23	1:16.836		22	1:17.609	22.564
86	1:19.598	10.667	50	1:16.493	4.157	851	1:18.666	20.476	20	1:16.800	7.027	17	1:17.758	25.254
Lap 3			12	1:16.238	5.163	39	1:18.250	20.609	50	1:16.429	7.123	39	1:17.693	26.684
23	1:15.057		83	1:16.516	6.681	82	1:18.011	21.007	12	1:17.135	8.707	82	1:18.113	27.161
41	1:16.397	1.402	22	1:17.523	10.147	61	1:18.305	21.441	41	1:17.391	8.753	61	1:17.758	27.444
7	1:16.426	1.501	7	1:15.638	12.256	86	1:19.964	31.115	83	1:16.586	9.778	851	1:19.187	30.684
20	1:16.844	1.803	851	1:18.535	15.168	49	1:20.479	31.568	7	1:16.518	12.121	86	1:20.593	47.923
			17	1:18.405	15.205	Lap 8			22	1:18.618	22.229	49	1:23.018	55.614

*** INITIAL RACE START RED FLAGGED IN LAP 1 DUE TO CRASH INVOLVING NO. 57 (G. SCARCELLA) REQUIRING MEDICAL ASSISTANCE. FULL RACE RE-START BUT RACE DISTANCE REDUCED TO 12 LAPS ***

The results are provisional until the end of the time limit for protests and appeals.



Chief Time Keeper - Scott Laing



Clerk of Course - Tom Williams





ASBK.COM.AU f t i y

Round 5 : Morgan Park Raceway : August 17 - 19

KAWASAKI AUSTRALIAN SUPERSPORT CHAMPIONSHIP

Race 1

Date: 19/08/18
 Event: R07
 Weather: Sunny & windy - 14.8C
 Track: Dry - Temp: 28.0C

Started at: 10:55:22
 Laps: 12
 Starters: 16
 Printed at: 11:16

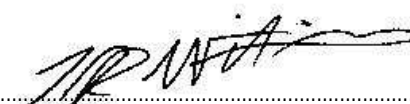
PROVISIONAL LAP CHART

Grid	1	2	3	4	5	6	7	8	9	10	11	12
23	20	23	23	23	23	23	23	23	23	23	23	23
7	41	20	41	41	41	20	20	20	20	20	20	20
20	23	41	7	20	20	41	41	41	50	50	50	50
50	7	7	20	50	50	50	50	50	41	12	41	41
12	50	50	50	12	12	12	12	12	12	41	83	83
41	12	12	12	83	83	83	83	83	83	83	7	7
83	83	83	83	22	22	22	7	7	7	7	12	12
82	22	22	22	7	7	7	22	22	22	22	22	22
47	851	851	851	851	851	17	17	17	17	17	17	17
22	39	39	82	17	17	851	851	39	39	39	39	39
851	82	82	17	39	39	39	39	82	82	82	82	82
61	49	17	39	82	82	82	82	851	851	61	61	61
17	17	42	42	42	42	61	61	61	61	851	851	851
42	42	61	61	61	61	49	86	86	86	86	86	86
39	61	49	49	49	49	86	49	49	49	49	49	49
49	86	86	86	86	86							
86												

*** INITIAL RACE START RED FLAGGED IN LAP 1 DUE TO CRASH INVOLVING NO. 57 (G. SCARCELLA) REQUIRING MEDICAL ASSISTANCE. FULL RACE RE-START BUT RACE DISTANCE REDUCED TO 12 LAPS ***

The results are provisional until the end of the time limit for protests and appeals.


 Chief Time Keeper - Scott Laing


 Clerk of Course - Tom Williams



www.computime.com.au
 COMPUTIME RACE TIMING SYSTEMS PTY LTD





ASBK.COM.AU f t i y

Round 5 : Morgan Park Raceway : August 17 - 19

KAWASAKI AUSTRALIAN SUPERSPORT CHAMPIONSHIP

PROVISIONAL PROGRESSIVE SERIES POINTS

KAWASAKI AUSTRALIAN SUPERSPORT CHAMPIONSHIP

Pos	No	Name	Machine	Rnd 1 WSBK	Rnd 2 W/fld	Rnd 3 Bend	Rnd 4 NT-HV	Rnd 5 Pole	Rnd 5 Race 1	Total
1	23	Cru HALLIDAY	Yamaha	60	51	76	51	1	25	264
2	7	Tom TOPARIS	Kawasaki	75	40	60	38	0	15	228
3	20	Damon REES	Honda	44	27	38	34	0	20	163
4	41	Max CROKER	Suzuki	18	33	52	38	0	17	158
5	22	Zac JOHNSON	Yamaha	42	14	49	32	0	13	150
6	61	Rhys BELLING	Yamaha	38	16	34	25	0	9	122
7	12	Broc PEARSON	Yamaha	50	35	18	0	0	14	117
8	47	Giuseppe SCARCELLA	Kawasaki	31	31	40	15	0	0	117
9	86	Dallas SKEER	Suzuki	29	17	36	25	0	7	114
10	39	Scott NICHOLSON	Suzuki	31	24	21	14	0	11	101
11	851	Ty LYNCH	Yamaha	0	0	35	25	0	8	68
12	96	Luke MITCHELL	Yamaha	25	14	24	0	0	0	63
13	27	Nic LIMINTON	Yamaha	36	24	0	0	0	0	60
14	42	Jack PASSFIELD	Yamaha	16	20	18	0	0	0	54
15		Matt BARTON	Yamaha	24	9	11	0	0	0	44
16	52	Ryan TAYLOR	Yamaha	15	0	26	0	0	0	41
17	46	Aidan HAYES	Kawasaki	32	7	0	0	0	0	39
18	83	Lachlan EPIS	Kawasaki	0	18	0	0	0	16	34
19	49	Brendan CLARKE	Kawasaki	28	0	0	0	0	6	34
20	84	Thomas BRYDEN	Yamaha	18	0	16	0	0	0	34
21	31	John HUNT	Suzuki	0	0	32	0	0	0	32
22	14	Graeme SMITH	Kawasaki	0	0	0	21	0	0	21
23	44	Lachlan HILL	Kawasaki	0	0	19	0	0	0	19
24	50	Callum SPRIGGS	Yamaha	0	0	0	0	0	18	18
25	81	Cambridge OLIVIER	Yamaha	0	18	0	0	0	0	18
26	99	Mick HEFFERAN	Kawasaki	0	0	0	15	0	0	15
27	45	Jordan CARLSSON	Yamaha	0	14	0	0	0	0	14
28	17	Brian HOUGHTON	Honda	0	0	0	0	0	12	12
29	82	Chris QUINN	Yamaha	0	0	0	0	0	10	10
30	371	Scott CHAPMAN	Kawasaki	10	0	0	0	0	0	10
31	25	Steve HASLAM	Yamaha	3	0	0	0	0	0	3

Scott Laing

Chief Time Keeper - Scott Laing

Tom Williams

Clerk of Course - Tom Williams



www.computime.com.au
COMPUTIME RACE TIMING SYSTEMS PTY LTD

